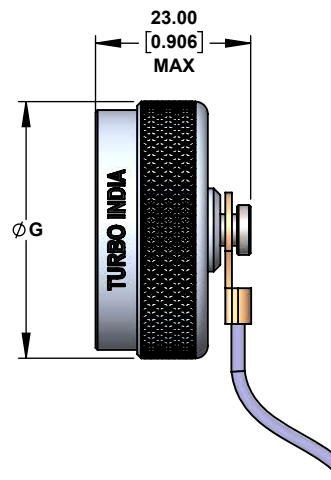
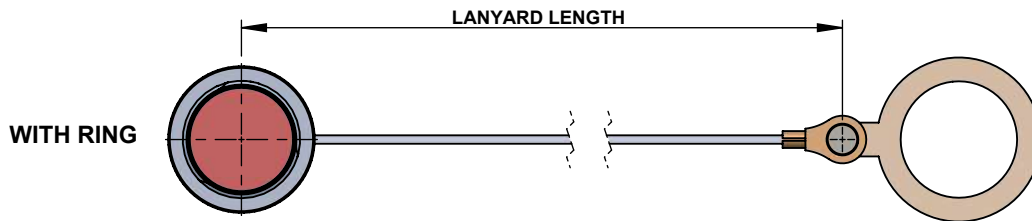


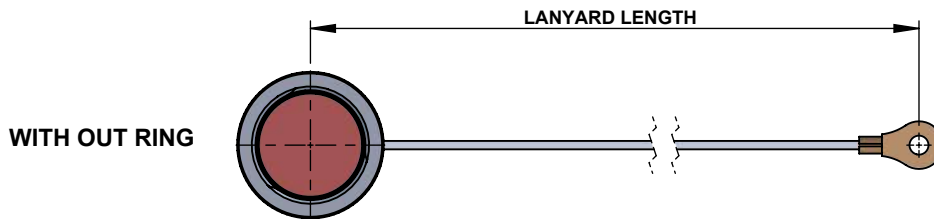
**32 - PLUG COVER**



**33 - RECEPTACLE COVER**



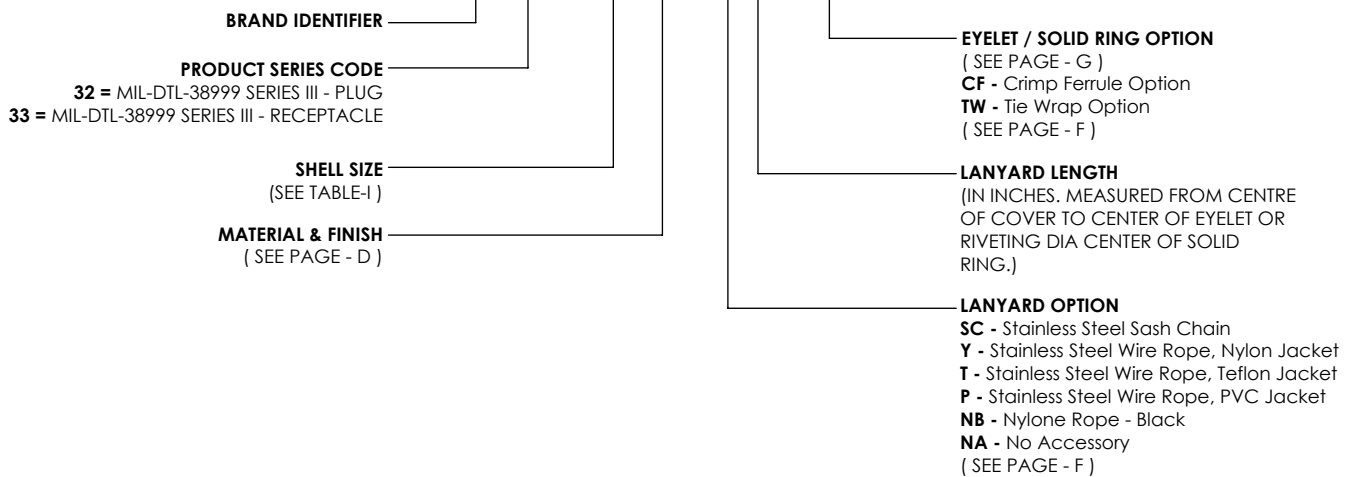
**WITH RING**



**WITH OUT RING**

### ORDERING INFORMATION

**TB 33 - 19 W - Y 5 - 03**



**REVISIONS**

REV NO.	REVISED BY	DATE OF REV.	APPROVED BY
01	VN	06-01-2021	AD

THIS DRAWING IS COPYRIGHT AND THE PROPERTY OF TURBO INDIA INTERCONNECT SOLUTIONS. IT MUST NOT BE COPIED, USED FOR MANUFACTURE OR OTHERWISE DISCLOSED WITHOUT PRIOR WRITTEN CONSENT OF THE COMPANY.

UNLESS OTHERWISE SPECIFIED :  
 ALL DIMENSIONS IN MILLIMETRES  
 GENERAL TOL:  
 LINEAR : ± 0.10MM  
 ANGULAR : ± 2°

	DATE
<b>DRAWN :</b> AD	01-10-2020
<b>CHECKED :</b> AD	01-10-2020
<b>APPROVED :</b> MR	01-10-2020
<b>MATERIAL :</b> ---	<b>REV.No</b>
<b>WEIGHT :</b> ---	<b>01</b>



**TURBO INDIA**

INTERCONNECT SOLUTIONS

#114, 1st Floor, P C Industrial Estate, Kamakshipalya, Magadi Rd, Bangalore 560 079, Karnataka, India

**DESCRIPTION :**

**PROTECTIVE COVER MIL-DTL-38999 SERIES III**

<b>PART NUMBER / SERIES:</b> <b>SERIES 32 &amp; 33</b>	<b>PAGE:NO</b> <b>57</b>
---	-----------------------------

**TABLE - I SHELL SIZE DIMENSIONS**

SHELL SIZE	E -THREAD	F MAX	G MAX	STANDARD LANYARD LENGTH
09	0.6250-0.1P-0.3L-TS	23.0 (0.906)	23.0 (0.906)	127 (5.0)
11	0.7500-0.1P-0.3L-TS	26.0 (1.024)	28.0 (1.102)	127 (5.0)
13	0.8750-0.1P-0.3L-TS	31.0 (1.220)	31.0 (1.220)	127 (5.0)
15	1.0000-0.1P-0.3L-TS	33.0 (1.300)	32.0 (1.260)	127 (5.0)
17	1.1875-0.1P-0.3L-TS	37.0 (1.457)	37.0 (1.457)	127 (5.0)
19	1.2500-0.1P-0.3L-TS	40.0 (1.575)	39.0 (1.535)	127 (5.0)
21	1.3750-0.1P-0.3L-TS	44.0 (1.732)	42.0 (1.654)	127 (5.0)
23	1.5000-0.1P-0.3L-TS	46.0 (1.811)	45.0 (1.772)	127 (5.0)
25	1.6250-0.1P-0.3L-TS	50.0 (1.969)	49.0 (1.929)	127 (5.0)

1. THREAD DIMENSIONS & DIMENSIONS IN PARENTHESIS ARE IN INCHES.
2. THREAD DIMENSION COMMON FOR PLUG & RECEPTACLE.
3. FOR ANY KIND OF LANYARD AND OTHER ATTACHMENTS, REACHOUT TO US ON [sales@turboindia.co.in](mailto:sales@turboindia.co.in)



THIS DRAWING IS COPYRIGHT AND THE PROPERTY OF TURBO INDIA INTERCONNECT SOLUTIONS. IT MUST NOT BE COPIED, USED FOR MANUFACTURE OR OTHERWISE DISCLOSED WITHOUT PRIOR WRITTEN CONSENT OF THE COMPANY.	UNLESS OTHERWISE SPECIFIED : ALL DIMENSIONS IN MILLIMETRES GENERAL TOL: LINEAR : ± 0.10MM ANGULAR : ± 2°	DRAWN :	AD	01-10-2020	DESCRIPTION :  <b>PROTECTIVE COVER MIL-DTL-38999 SERIES III</b>	
		CHECKED :	AD	01-10-2020		
		APPROVED :	MR	01-10-2020		
		MATERIAL :	---	REV.No	PART NUMBER / SERIES:  <b>SERIES 32 &amp; 33</b>	PAGE:NO  <b>58</b>
		WEIGHT :	---	<b>01</b>		