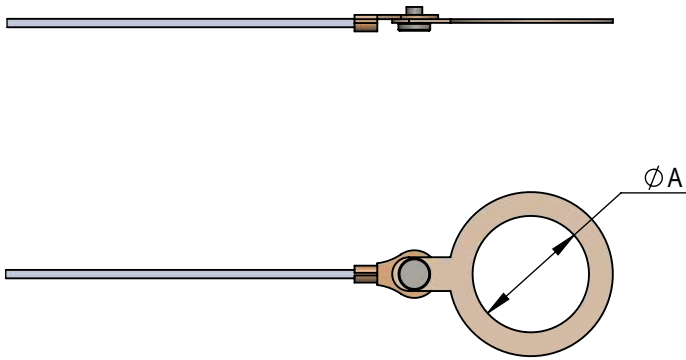
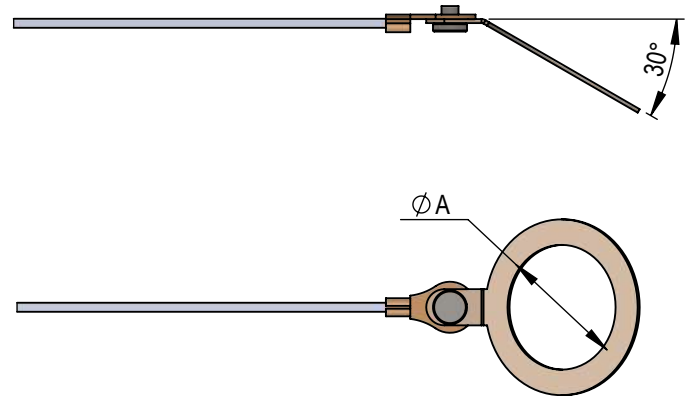


SOLID RINGS

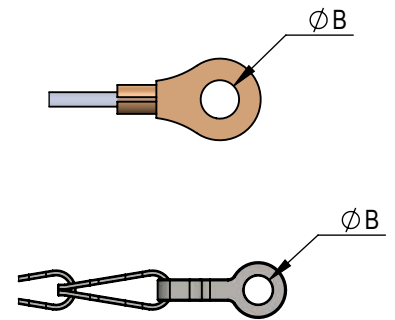
STRAIGHT RING



BEND RING



EYELET



SOLID RING OPTION

STRAIGHT RING		BEND RING			
DASH NO	$\phi A \pm 0.40$ (mm)	$\phi A \pm 0.015$ (inch.)	DASH NO	$\phi A \pm 0.40$ (mm)	$\phi A \pm 0.015$ (inch.)
150	15.00	0.590	150B	15.00	0.590
184	18.40	0.724	184B	18.40	0.724
232	23.20	0.913	232B	23.20	0.913
265	26.50	1.043	265B	26.50	1.043
303	30.30	1.192	303B	30.30	1.192
326	32.60	1.283	326B	32.60	1.283
365	36.50	1.437	365B	36.50	1.437
393	39.30	1.547	393B	39.30	1.547
429	42.90	1.688	429B	42.90	1.688
450	45.00	1.771	450B	45.00	1.771

* STANDARD SIZES ARE LISTED. CUSTOMIZATION IS POSSIBLE FOR RING & EYELET

EYELET OPTION

DASH NO	$\phi B \pm 0.25$ (mm)	$\phi B \pm 0.01$ (inch.)
01	3.60	0.140
02	4.60	0.182
03	4.90	0.191
04	5.00	0.197
05	4.20	0.167
06	3.20	0.125
07	5.50	0.218
08	4.00	0.156
00	NO EYELET	

REVISIONS

REV NO.	REVISED BY	DATE OF REV.	APPROVED BY
01	VN	06-01-2021	AD

DRAWN :

AD

DATE

01-10-2020

CHECKED :

AD

01-10-2020

APPROVED :

MR

01-10-2020

MATERIAL :

REV.No

01

WEIGHT :

ASSEMBLY USED ON:



TURBO INDIA

INTERCONNECT SOLUTIONS

#114, 1st Floor, P C Industrial Estate, Kamakshipalya, Magadi Rd, Bangalore 560 079, Karnataka, India

DESCRIPTION :

SOLID RING / EYELET OPTION
(PROTECTIVE COVER)

PART NUMBER / SERIES:

COMMON DATA

PAGE:NO

G

THIS DRAWING IS COPYRIGHT AND THE PROPERTY OF TURBO INDIA INTERCONNECT SOLUTIONS. IT MUST NOT BE COPIED, USED FOR MANUFACTURE OR OTHERWISE DISCLOSED WITHOUT PRIOR WRITTEN CONSENT OF THE COMPANY.

UNLESS OTHERWISE SPECIFIED :
ALL DIMENSIONS IN MILLIMETRES
GENERAL TOL:
LINEAR : $\pm 0.10\text{MM}$
ANGULAR : $\pm 2^\circ$